

Looking ahead,
going beyond expectations
Ahead > Beyond



DAR - Submersible pumps for wastewater

Product Catalogue



DAR

Not the usual submersible pump

Submersible electric pumps with **vortex** and **dual-channel impeller**, for **sewage applications**.

Suitable for handling liquids containing solid and/or filamentary substances in suspension and for draining sewage water (sanitary fixtures). They are also recommended for draining cesspits and discharging into the sewer.

Technical data

- **Maximum immersion:**
7 m with 10 m cable length
- **Maximum temperature of the liquid:**
25°C with partially submersed pump
35°C with totally submersed pump
- **Maximum solids passage:** 50 - 65mm
- **Motor:** 2 Poles
- **Insulation class:** F
- **Protection degree:** IP68
- **Voltage:** Single phase 1~230V±10%
Three phase 3~400V±10%

Materials

- **Pump body:** Cast iron
- **Impeller:** AISI 304 (EN 1.4301)
- **Shaft:** AISI 316 (EN 1.4401)
- **Mechanical seal:**
50DAR: Impeller side: Graphite/Ceramic
Motor side: NBR sealing ring
65DAR: Impeller side: Silicon Carbide/Ceramic
Motor side: NBR sealing ring

Pipe connections



Threaded
50DAR

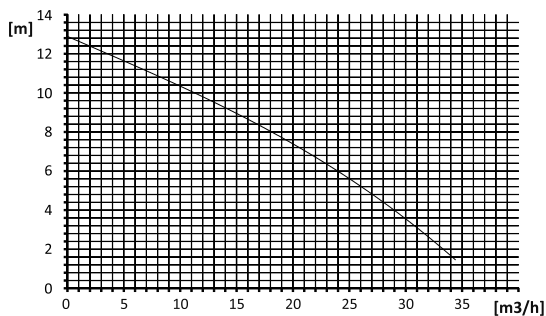


Flanged
65DAR

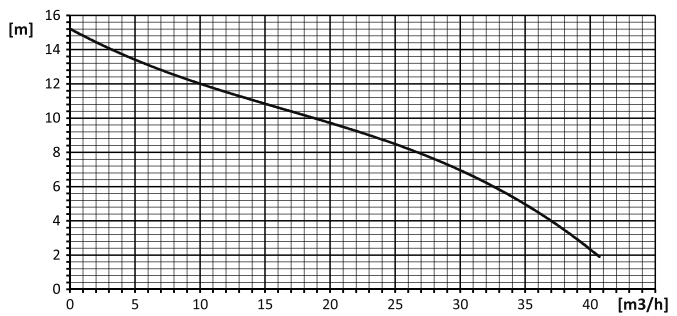


Performance Curves

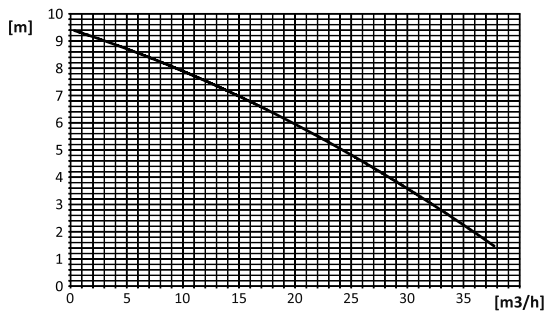
50DAR51.1V



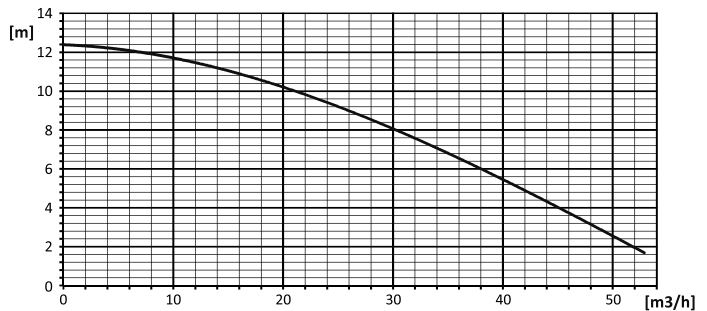
50DAR51.1B



65DAR51.1V



65DAR51.5V



Single phase 230V												2 poles					
Model	HP	kW	Q=Flow rate										Abs. Curr. [A] 230V	Passage [mm]	DNM	Weight [kg]	
			l/min	0	50	100	150	260	350	450	500	700					
			m³/h	0	3	6	9	15,6	21	27	30	42					
			H=Total Head [m]														
50DAR51.1VMFS	1,5	1,1		13	12	11,5	10,6	8,6	7	4,8	3,6	-	11,5	50	2	16,5	
50DAR51.1BMFS	1,5	1,1		15	14,2	13,5	12,7	11	9,5	7,9	7	3,2	12	50	2	17,5	
65DAR51.1VMFS	1,5	1,1		9,5	9	8,6	8,2	7	6	4,6	4	-	12	65	2½	28	
65DAR51.5VM	2	1,5		12,5	12,3	12	11,8	11,3	10,4	9	8,2	5	14,5	65	2½	28	

Three phase 400V												2 poles					
Model	HP	kW	Q=Flow rate										Abs. Curr. [A] 400V	Passage [mm]	DNM	Weight [kg]	
			l/min	0	50	100	150	260	350	450	500	700					
			m³/h	0	3	6	9	15,6	21	27	30	42					
			H=Total Head [m]														
50DAR51.1VT	1,5	1,1		13	12	11,5	10,6	8,6	7	4,8	3,6	-	3,8	50	2	17	
50DAR51.1BT	1,5	1,1		15	14,2	13,5	12,7	11	9,5	7,9	7	3,2	4	50	2	17,5	
65DAR51.1VT	1,5	1,1		9,5	9	8,6	8,2	7	6	4,6	4	-	4,2	65	2½	25	
65DAR51.5VT	2	1,5		12,5	12,3	12	11,8	11,3	10,4	9	8,2	5	6	65	2½	27,5	



EBARA Pumps Europe S.p.A.

Via Torri di Confine 2/1 int. C
36053 Gambellara (Vicenza), Italia
Phone +39 0444 706811
Fax +39 0444 405811
ebara_pumps@ebaraeurope.com
www.ebaraeurope.com

EBARA Corporation

11-1, Haneda Asahi-cho, Ota-ku,
Tokyo 144-8510
Japan
Phone +81 3 6275 7598
Fax +81 3 5736 3193
www.ebara.com

