

E1 E2

Multifunction Electronic Control Box for Electric Pumps



MADE IN ITALY

 **PEDROLLO**[®]
the spring of life

Multifunction Electronic Control Box for Electric Pumps

The **E1/E2** multifunctional electronic control panels are designed to suit any application, whether for clean water or waste water systems. Thanks to the possibility of selecting **six preset operation modes**, they allow any pumping system to be managed simply and intuitively.

- ✳ With two pumps, the control box automatically alternates the starting of the pumps to optimize the wear and the running times.
- ✳ In case of failure of one pump, the logic automatically disables it, switching the second one to keep the system on duty.
- ✳ The Wi-Fi and Bluetooth module (optional) makes the use of the electronic control panel even simpler and more intuitive, allowing setting parameters and system status to be displayed directly on your smartphone.



GENERAL CHARACTERISTICS

- Operating voltage:
230V ±15 - 50/60 Hz (E1/E2 MONO)
400V ±15 - 50/60 Hz (E1/E2 TRI)
- Panel mount switch disconnecter
- Auxiliary circuit protection fuse
- Motor protection fuse
- External ABS enclosure
- Cable glands
- **IP 55** protection
- Ambient temperature **-5/+40 °C**
- Relative humidity **50% at 40 °C**

INPUTS

Control of analogue and digital inputs:

- Pressure switches
- Floating Switches
- Remote contacts
- Starting/Stopping floating switches
- Level Probes
- Pressure transducers 4-20 mA
- 0-10 V signals

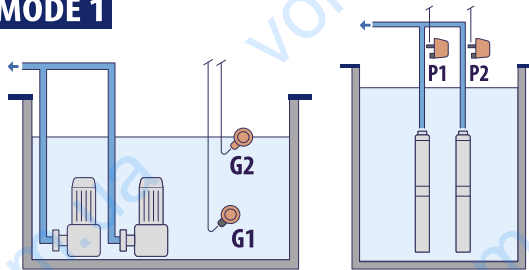
PROTECTIONS

- Programmable dry run protection through $\cos \phi$, current, float or level sensor control.
- Phase failure or reverse protection
- Minimum and maximum current control
- Minimum and maximum supply voltage control
- Motor fault alarm management
- Management of minimum and maximum level alarms
- Auxiliary pump management in case of pump fault (E2 panel)

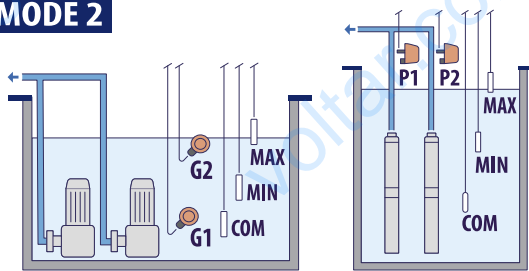
Multifunction Electronic Control Box for Electric Pumps

OPERATION MODE:

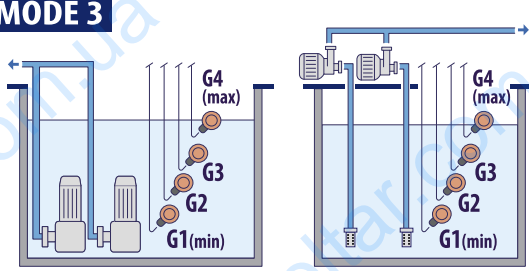
MODE 1



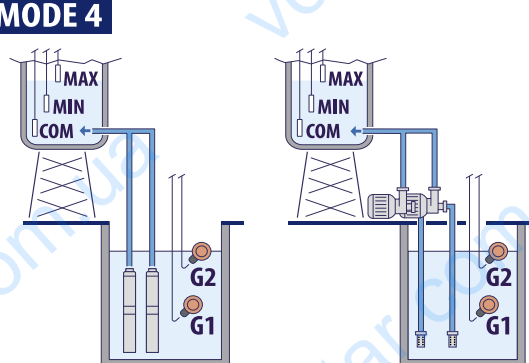
MODE 2



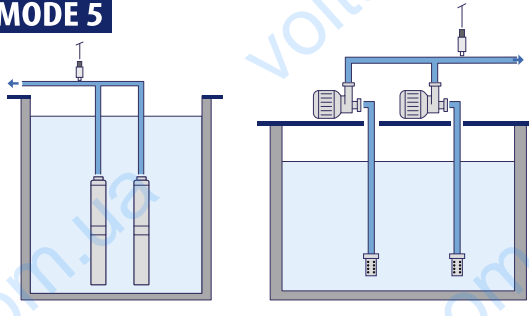
MODE 3



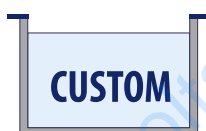
MODE 4



MODE 5



MODE 6



E1 Multifunction electronic control box for single electric pump

MODEL	CODE	VOLTAGE	RATED CURRENT	PROTECTION FUSES
E1 MONO	533QPED001M	1~ 230V 50/60 Hz	up to 18 A	20 A
E1 TRI/1	533QPED001T	3~ 400V 50/60 Hz	up to 18 A	20 A
E1 TRI/2	533QPED011T	3~ 400V 50/60 Hz	up to 25 A	32 A

E2 multifunction electronic control box for two electric pumps

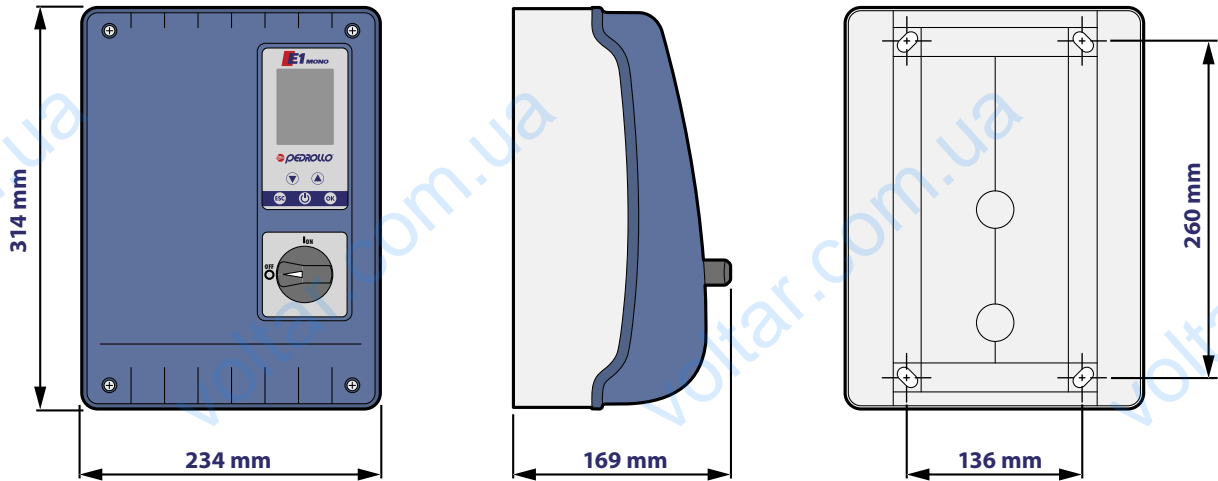
MODEL	CODE	VOLTAGE	RATED CURRENT	PROTECTION FUSES
E2 MONO	533QPED002M	1~ 230V 50/60 Hz	up to 18 A	20 A
E2 TRI	533QPED002T	3~ 400V 50/60 Hz	up to 16 A	32 A

SIMPLICITY OF USE

- Multilingual management system allowing a choice of six operating modes:
 - **MODE 1:** (default) Emptying and pressurising by electrical parameters
 - **MODE 2:** Emptying and pressurisation by level probes
 - **MODE 3:** Emptying
 - **MODE 4:** Filling
 - **MODE 5:** Pressurisation
 - **MODE 6:** Customised
- Large multifunctional LCD display with integrated multimeter to display all system parameters (operating status and faults, voltage, frequency, current, $\cos \varphi$, etc.).
- Programmable management of pump alternation (E2 panel)
- Optional Wi-Fi and Bluetooth module

Multifunction Electronic Control Box for Electric Pumps

DIMENSIONS, SPACING AND MOUNTING HOLES



PARTS LIST

1. Control Panel
2. Main Switch I/O
3. Electronic Board
4. Circuit-Breaker/Relay assembly

