



SSB SBL 75-12i (12V 75AH)



Specification

Nominal Voltage	12V
Nominal Capacity (10hr / 20°C / 1.80 V/C)	75.0AH
	10 hour rate (7.50A, 10.8V) 75.0Ah 5 hour rate (13.6A, 10.5V) 68.0Ah 1 hour rate (51.2A, 9.6V) 51.2Ah
Internal Resistance	Fully Charged battery 68°F(20°C) ≤6.6 mOhms
Self-Discharge	3% of capacity declined per month at 20°C (average) SSB series batteries may be stored for up to 6 months at 68°F(20°C) and then a freshening charge is required. For higher temperatures the time interval will be shorter.
Dimension	Length (mm / inch) 258 / 10.16 Width (mm / inch) 166 / 6.54 Height (mm / inch) 210 / 8.27 Total Height (mm / inch) 215 / 8.46
Approx. Weight (Kg / lbs)	24.0 / 52.9
Operating Temperature Range (temporarily – see our manual)	Discharge : -20~50°C Charge : -10~50°C Storage : -20~50°C
Max. Discharge Current 68°F(20°C)	700A(5s)
Short Circuit Current	1800A
Charge Methods: Constant Voltage Charge 68°F(20°C)	Cycle use 2.40-2.45VPC Maximum charging current 22.5A Temperature compensation -30mV/°C Standby use 2.20-2.30VPC Temperature compensation -20mV/°C
Life expectancy	10~12 years at 20°C with charge voltage 2.25V/cell

Applications

- ◆ Absorbent Glass Mat (AGM) technology for efficient gas recombination of up to 99% and freedom from electrolyte maintenance or water adding.
- ◆ Not restricted for air transport-complies with IATA/ICAO Special Provision A67.
- ◆ UL-recognized component.
- ◆ Can be mounted in any orientation.
- ◆ Computer designed lead, calcium tin alloy grid for high power density.
- ◆ Long service life, float or cyclic applications.
- ◆ Maintenance-free operation.
- ◆ Low self discharge.
- ◆ Case and cover available in both standard and flame retardant ABS.



ISO9001

Conform to:

IEC60896-21&22 and/or IEC61427

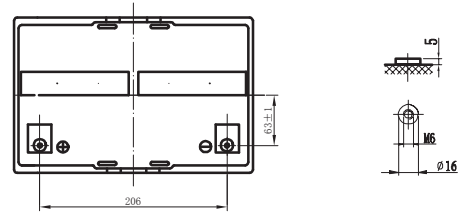
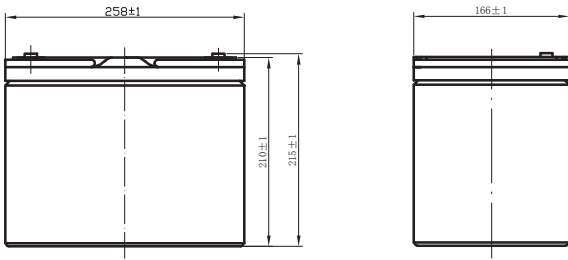
Discharge Constant Current (Amperes at 68°F20°C)

End Point Volts/Cell	10min	15min	30min	1h	3h	5h	10h	20h
1.60V	182	140	83.4	51.2	22.1	14.4	7.67	4.05
1.65V	172	134	73.9	48.5	21.7	14.2	7.65	4.02
1.70V	161	124	78.5	47.8	46.2	14.0	7.60	3.98
1.75V	154	119	75.1	46.2	20.9	13.6	7.55	3.96
1.80V	142	114	74.6	44.3	20.1	13.4	7.50	3.94

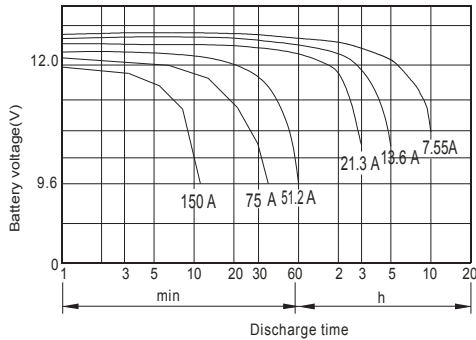
Discharge Constant Current (Watts at 68°F20°C)

End Point Volts/Cell	10min	15min	30min	45min	1h	2h	3h	5h
1.60V	320	251	161	122	97.6	54.7	41.0	27.3
1.65V	306	246	156	120	95.5	53.5	40.0	27.1
1.70V	296	242	148	113	91.6	51.3	39.7	26.5
1.75V	279	227	145	113	88.2	49.4	39.1	26.5
1.80V	266	216	144	108	85.9	48.1	38.8	26.3

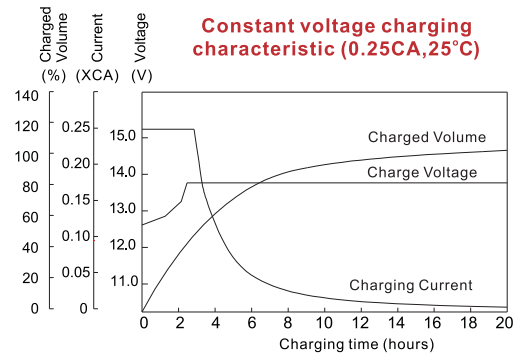
Dimensions



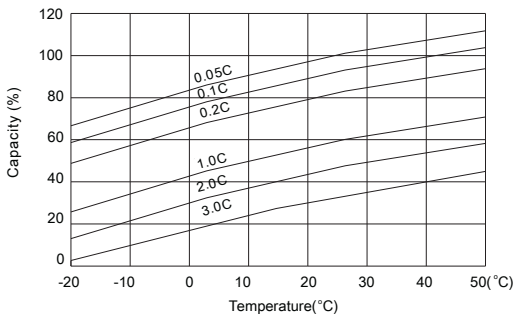
Discharge Characteristics



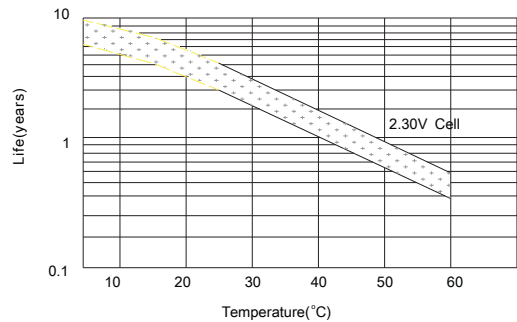
Float Charging Characteristics



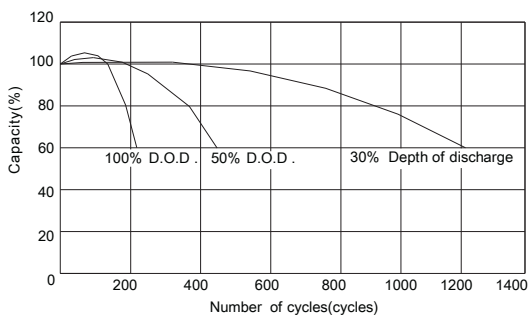
Temperature Effects in Relation to Battery Capacity



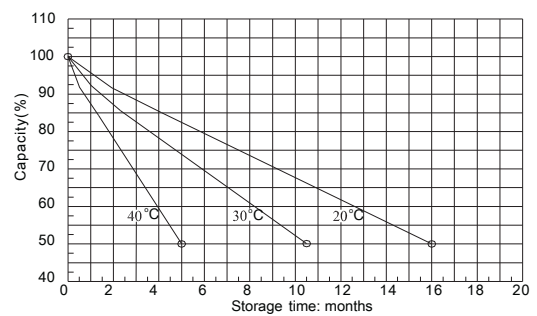
Effect of Temperature on Long Term Float Life



Cycle Life in Relation to Depth of Discharge



Self Discharge Characteristics



- A** No supplementary charge required
(Carry out supplementary charge before use if 100% capacity is required.)
- B** Supplementary charge required before use. Optional charging way as below:
1. Charged for above 3 days at limited current 0.25CA and constant voltage 2.25V/cell.
2. Charged for above 20 hours at limited current 0.25CA and constant voltage 2.45V/cell.
3. Charged for 8-10 hours at limited current 0.05CA.
- C** Supplementary charge may often fail to recover the capacity.
The battery should never be left standing till this is reached.